

# Photoreduction of $\alpha$ -Trifluoroacetophenone. Competitive Charge Transfer and Hydrogen Abstraction<sup>1a</sup>

Peter J. Wagner\*<sup>1b</sup> and Richard A. Leavitt<sup>1c</sup>

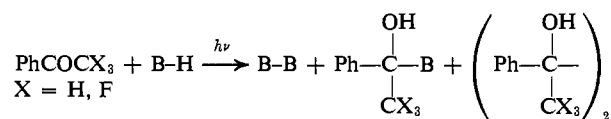
Contribution from the Chemistry Department, Michigan State University, East Lansing, Michigan 48823. Received January 5, 1972

**Abstract:** A kinetic comparison of the photoreduction of acetophenone (AH<sub>3</sub>) and  $\alpha,\alpha,\alpha$ -trifluoroacetophenone (AF<sub>3</sub>) indicates the following. Since the ability of benzene ( $k_q = 7 \times 10^5 M^{-1} \text{sec}^{-1}$ ) and alkylbenzenes to quench triplet AF<sub>3</sub> does not depend on their C-H bond strengths but does depend on their ionization potential, it is concluded that they quench triplet AF<sub>3</sub> by a rapid charge-transfer process. A small polar solvent effect and the low slope of a log  $k_q$  vs. IP plot suggest only ~20% electron transfer in the triplet CT complex. If the aromatic has benzylic hydrogens, the CT complex can transfer a proton to the carbonyl oxygen to yield the radical intermediates normally found in photoreductions. Proton transfer and reverse charge transfer to regenerate ground-state reactants compete about equally in the CT complex formed from triplet AF<sub>3</sub>-toluene. The reactivity of cyclohexane indicates that triplet AF<sub>3</sub> does abstract hydrogen atoms directly, and more rapidly than does triplet AH<sub>3</sub>. Deuterium isotope effects indicate that triplet AF<sub>3</sub> reacts with cumene both by charge transfer and by direct hydrogen atom abstraction, with toluene almost exclusively by the former process. Thus, the overall effect of  $\alpha$ -fluorine substitution on triplet acetophenone is to increase the rates of both hydrogen abstraction and charge transfer complexing. The latter process is enhanced more, so that it becomes the predominant photoreduction mechanism for AF<sub>3</sub> and alkylbenzenes. These rate enhancements are particularly interesting because the phosphorescence of AF<sub>3</sub> indicates a  $\pi,\pi^*$  lowest triplet, with a  $n,\pi^*$  triplet so close that it must be significantly populated and thus reactive at room temperature.

Despite the many studies on the photoreduction of ketones, especially benzophenone,<sup>2,3</sup> there have been very few investigations of the effects of substituents *not conjugated* to the carbonyl or benzoyl system on excited state reactivity. Consequently, we have carefully compared the photoreduction of  $\alpha,\alpha,\alpha$ -trifluoroacetophenone (AF<sub>3</sub>) with that of acetophenone (AH<sub>3</sub>) itself and report here how the strongly electron-withdrawing fluorines change the reactivity and the nature of the triplet state.

## Results

**Products of Photoreduction.** We find that AF<sub>3</sub>, like acetophenone itself,<sup>4</sup> undergoes photoreduction in benzene solution in the presence of 2-propanol, cyclohexane, and many substituted toluenes. Because of the rapid buildup of colored by-products, we did not study the propanol reduction carefully. With all the hydrocarbons, the products obtained upon irradiation are the diastereomeric pinacols, the bibenzyl (or bicyclohexyl), and the cross-coupling product. With cyclohexane, cyclohexylbenzene was also observed in four



times the yield of bicyclohexyl. With the other reductants, however, no products other than the three mentioned above could be detected by vpc analysis. Relative yields of the two products containing the B group were estimated by vpc analysis and are listed in

(1) (a) Preliminary communication; *J. Amer. Chem. Soc.*, **92**, 5806 (1970); (b) Alfred P. Sloan Fellow, 1968-1972; (c) from Ph.D. Thesis of R. A. L.

(2) W. M. Moore, G. S. Hammond, and R. P. Foss, *J. Amer. Chem. Soc.*, **83**, 2789 (1961); G. S. Hammond, W. P. Baker, and W. M. Moore, *ibid.*, **83**, 2795 (1961).

(3) C. Walling and M. J. Gibian, *ibid.*, **87**, 3361 (1965).

(4) (a) S. G. Cohen and B. Green, *ibid.*, **91**, 6824 (1969); (b) D. Bellus and K. Schaffner, *Helv. Chim. Acta*, **52**, 1010 (1969).

Table I. In the case of *p*-xylene, these two products accounted for 94% of AH<sub>3</sub> reacted and 90% of AF<sub>3</sub> reacted. We assume comparably high material balances for all reductants.

Quantum yields of product formation at 313 nm were determined as a function of reductant concentration in benzene for all the compounds listed in Table I.<sup>5</sup> Maximum conversions (ketone reacted) were 6%.

**Table I.** Yields of Products from Irradiation of Acetophenone and  $\alpha$ -Trifluoroacetophenone<sup>a</sup>

Substrate	BB/CC <sup>b</sup>	Y <sub>BB</sub> <sup>c</sup>
Acetophenone		
<i>p</i> -Xylene	0.76	0.30
Cumene	0.63	0.28
Toluene	0.61 (0.50) <sup>d</sup>	0.27
Toluene- $\alpha$ -d <sub>3</sub>	0.60	0.27
$\alpha$ -Trifluoroacetophenone		
<i>p</i> -Xylene	0.53	0.26
<i>m</i> -Xylene	0.46	0.24
<i>o</i> -Xylene	0.48	0.24
Mesitylene	0.76	0.30
<i>p</i> -Methoxytoluene	0.20	0.14
<i>p</i> -Fluorotoluene	0.48	0.24
<i>p</i> -Chlorotoluene	0.42	0.23
<i>p</i> -Cyanotoluene	~0.031 <sup>e</sup>	~0.003
Toluene	0.46	0.24
Toluene- $\alpha$ -d <sub>3</sub>	0.45	0.24
Cumene	0.51	0.25
Cumene- $\alpha$ -d <sub>1</sub>	0.48	0.24
Cyclohexane	0.085	0.08

<sup>a</sup> Irradiated at 313 nm in benzene solution. <sup>b</sup> Ratio of bibenzyl or bicyclohexyl to cross-coupling product. <sup>c</sup> Yield of bibenzyl: BB/(2BB + CC). <sup>d</sup> Reference 4b. <sup>e</sup> Bibenzyl product thermally unstable.

(5) Complete tables of quantum yields will appear following these pages in the microfilm edition of this volume of the journal. Single copies may be obtained from the Business Operations Office, Books and Journals Division, American Chemical Society, 1155 Sixteenth St., N.W., Washington, D. C. 20036, by referring to code number JACS-73-3669. Remit check or money order for \$3.00 for photocopy or \$2.00 for microfiche.

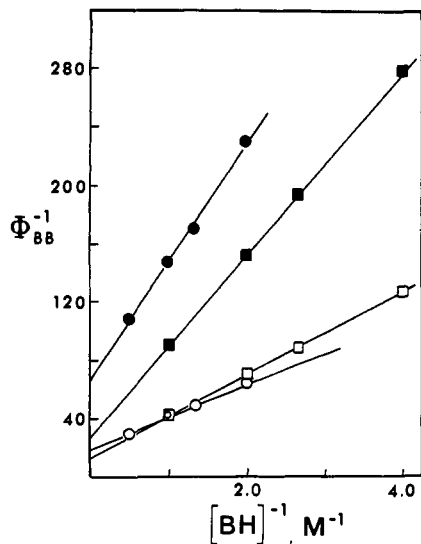


Figure 1. Dependence of quantum yield of bibenzyl formation on substrate concentration,  $\alpha$ -trifluoroacetophenone: (○) toluene; (●) toluene- $\alpha$ - $d_3$ ; (□) cumene; (■) cumene- $\alpha$ - $d$ .

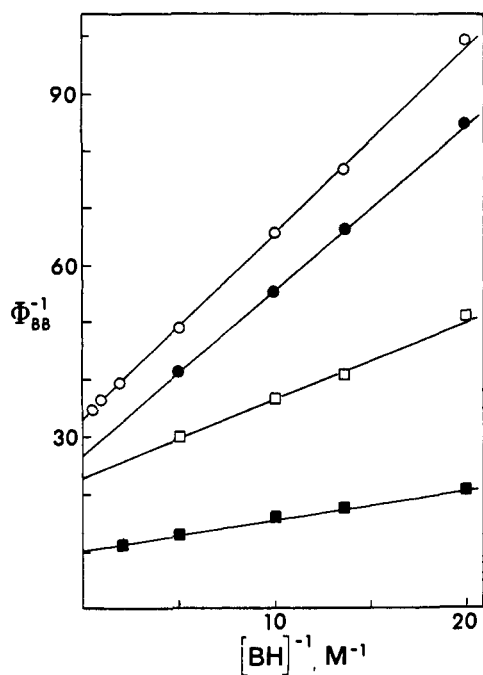


Figure 2. Dependence of quantum yield of bibenzyl formation on substrate concentration,  $\alpha$ -trifluoroacetophenone: (○) *m*-xylene; (●) *o*-xylene; (□) mesitylene; (■) *p*-methoxytoluene.

Actinometry was provided by parallel irradiation of 0.1 *M* valerophenone solutions.<sup>6</sup> Figures 1–4 display plots of reciprocal quantum yield *vs.* reciprocal reductant concentration, which in all cases are satisfyingly linear. Table IV list the values of the reciprocal intercepts and of the slope/intercept ratios under the columns headed  $\Phi_{BB}^{max}$  and  $k_d/k_r$ , respectively.

**Quenching studies** were performed on the *p*-xylene and toluene photoreduction of both ketones in benzene and of  $AF_3$  in acetonitrile. Degassed solutions containing 0.10 *M* ketone, 0.001 *M* of a high-boiling *n*-alkane as internal standard, 0.25–0.3 *M* xylene or toluene, and

(6) P. J. Wagner and A. E. Kempainen, *J. Amer. Chem. Soc.*, **94**, 7495 (1972).

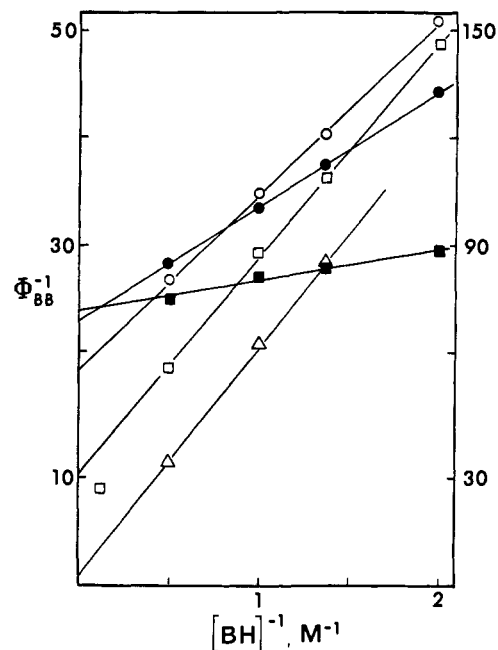


Figure 3. Dependence of quantum yield of bibenzyl formation on substrate concentration,  $\alpha$ -trifluoroacetophenone: (○) *p*-chlorotoluene; (●) *p*-fluorotoluene; (■) *p*-xylene; (△) cross-coupling product from *p*-cyanotoluene (right ordinate); (□) bicyclohexyl (left ordinate  $\times 50$ ).

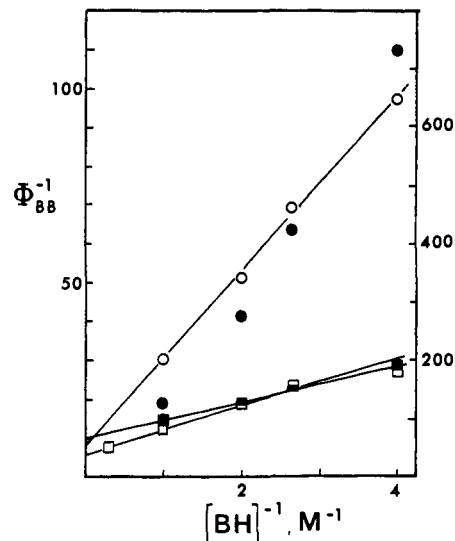


Figure 4. Dependence of quantum yield of bibenzyl formation on substrate concentration, acetophenone: (○) toluene; (□) cumene; (■) *p*-xylene; (●) toluene- $\alpha$ - $d_3$  (right ordinate).

various concentrations of naphthalene or *p*-di-*tert*-butylbenzene were irradiated at 365 or 313 nm, respectively, to conversions  $\leq 5\%$ . Stern–Volmer plots of relative bixylyl or bibenzyl yields were linear, as shown by Figures 5–7; the slopes are indicated as  $k_q\tau$  values in Table II. Since  $k_q$  for quenching of several ketone triplets by naphthalene equals  $5 \times 10^9 M^{-1} sec^{-1}$  in benzene,<sup>7</sup>  $1/\tau$  values for  $AH_3$  and  $AF_3$  were calculated on the basis of that  $k_q$  value and are plotted as a function of *p*-xylene concentration in Figure 9.

**Intersystem crossing yields** of  $AF_3$  and  $AH_3$  were compared by parallel irradiation at 313 nm of degassed

(7) G. Porter and M. R. Topp, *Proc. Roy. Soc., Ser. A*, **315**, 163 (1970).

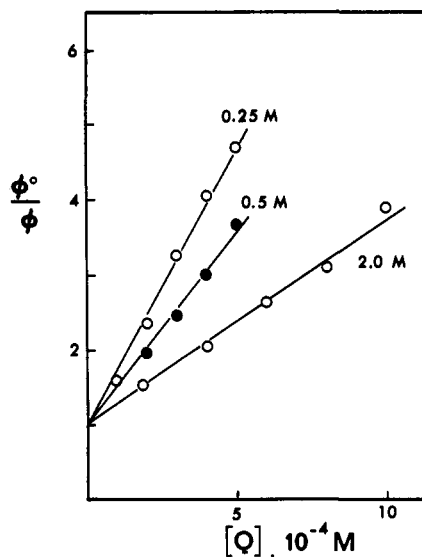


Figure 5. Stern-Volmer plots for naphthalene quenching of photoreduction of  $\alpha$ -trifluoroacetophenone by *p*-xylene at various *p*-xylene concentrations.

Table II. Quenching of Photoreductions in Benzene<sup>a</sup>

Ketone	Substrate	Concn, <i>M</i>	Quencher	$k_q\tau$ , $M^{-1}$
AH <sub>3</sub>	<i>p</i> -Xylene	0.25	Naphthalene	7560
		0.50		5050
		1.0		4600
		1.5		3570
		2.0		2610
AF <sub>3</sub>	<i>p</i> -Xylene	2.5	Naphthalene	2160
		0.10		300
		0.50		94
		1.0		48
		1.5		34
		1.0 <sup>b</sup>		55
	Toluene	0.5	DTBB	0.25
		0.5	DTBB	1.05

<sup>a</sup> [Ketone] = 0.1 *M*, 366 nm. <sup>b</sup> Acetonitrile solvent,  $k_q = 1 \times 10^{10} M^{-1} \text{sec}^{-1}$ ; I. Kochevar and P. J. Wagner, *J. Amer. Chem. Soc.*, **94**, 3859 (1972).

benzene solutions 0.1 *M* in either ketone and 0.20 *M* in *cis*-1,3-pentadiene. The trifluoro ketone is 96% as effective as acetophenone itself in photosensitizing the isomerization, from which  $\Phi_{\text{ISC}}$  for AF<sub>3</sub> is concluded to be nearly unity.<sup>8</sup>

**Spectroscopy of PhCOCF<sub>3</sub>.** The uv spectrum of AF<sub>3</sub> in heptane is very similar to that of AH<sub>3</sub> except that  $\lambda_{\text{max}}$  for the intense <sup>1</sup>A → <sup>1</sup>L<sub>a</sub> transition occurs at 250 nm instead of 238 nm, a 5.8-kcal stabilization. The phosphorescence of AF<sub>3</sub> was studied at 77°K in isopentane, methylcyclohexane, and ethanol. In the former two solvents, the spectra are identical (Figure 8), with 0-0 bands at 4035 Å (70.9 kcal/mol), a prominent progression compounding to the ground-state carbonyl stretch at 1720 cm<sup>-1</sup>, and weaker vibronic bands at ~800 and ~1000 cm<sup>-1</sup>. In both solvents phosphorescence decay is completely exponential through 3 half-lives, with  $\tau_p = 57$  msec. In ethanol, the 0-0 band occurs at 4080 Å (70.0 kcal/mol), the spectrum is broader but still displays a pronounced carbonyl progression, and  $\tau_p$  equals 200 msec through 5 half-lives.

(8) A. A. Lamola and G. S. Hammond, *J. Chem. Phys.*, **43**, 2129 (1965).

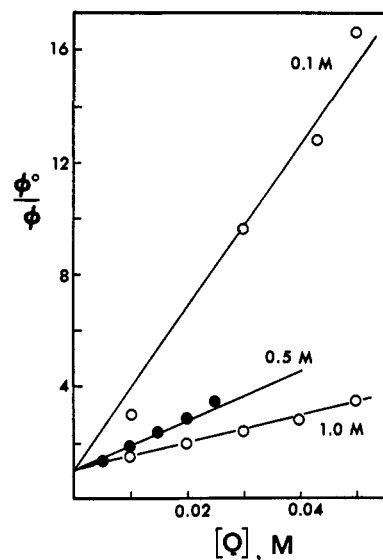


Figure 6. Stern-Volmer plots for naphthalene quenching of photo-reduction of acetophenone by *p*-xylene at various *p*-xylene concentrations.

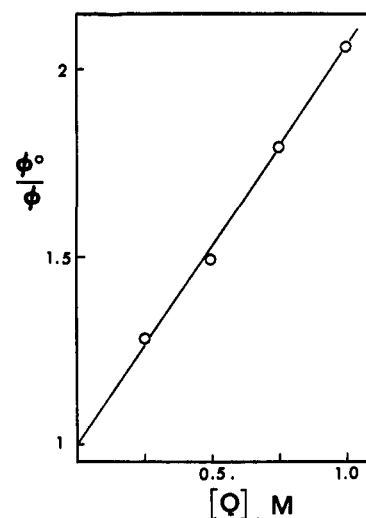


Figure 7. Stern-Volmer plot for di-*tert*-butylbenzene quenching of the photoreduction of  $\alpha$ -trifluoroacetophenone by 0.5 *M* toluene.

The many-component phosphorescence previously reported<sup>9</sup> may have resulted from residual impurities in the ketone.

**Reduction potentials** of AH<sub>3</sub> and AF<sub>3</sub> were determined polarographically on degassed DMF solutions 10<sup>-3</sup> *M* in ketone and 0.1 *M* in tetrabutylammonium iodide. Measured half-wave potentials, relative to a standard calomel electrode, are -2.06 and -1.42 eV, respectively, for AH<sub>3</sub> and AF<sub>3</sub>.

## Discussion

**Triplet Rate Constants.** As Figure 9 reveals, the rate of decay of the triplet ketones is a linear function of *p*-xylene concentration, indicative of a bimolecular reaction between triplet ketone and ground-state reductant. Equations 1-3 are completely general and allow an unbiased kinetic analysis of bimolecular photoreactions;  $k_d$  is the rate of triplet decay in the absence of reductant and  $k_r$  is the second-order rate constant for reaction of

(9) R. N. Griffin, *Photochem. Photobiol.*, **7**, 159 (1968).

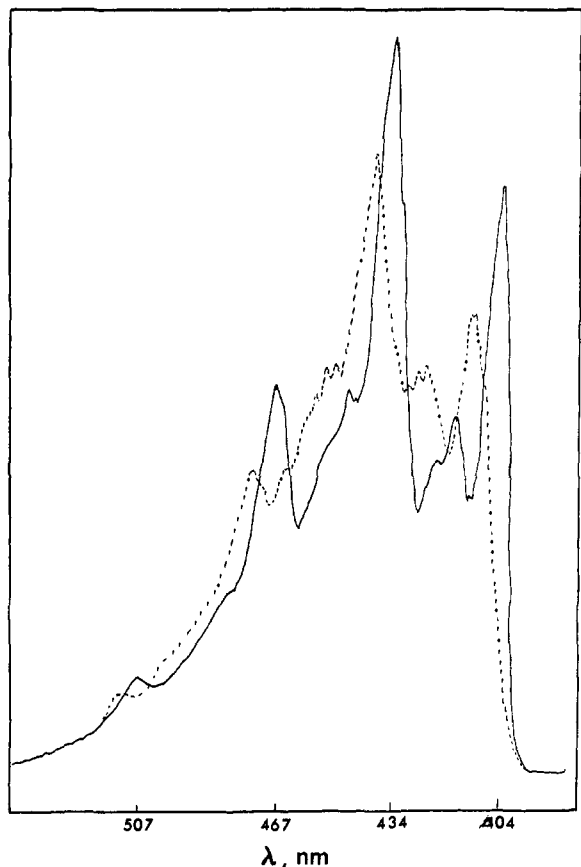


Figure 8. Phosphorescence of  $\alpha$ -trifluoroacetophenone at 77°K: (—) in methylcyclohexane or isopentane; (---) in ethanol.

the triplet ketone with reductant. A mechanistic analysis of the nature of the processes which these rate constants measure is presented in the following section.

$$1/\tau = k_d + k_r[\text{BH}] \quad (1)$$

$$\Phi_{\text{BB}}^{-1} = (\Phi_{\text{BB}}^{\text{max}})^{-1} \left( 1 + \frac{k_d}{k_r[\text{BH}]} \right) \quad (2)$$

$$\Phi_{\text{BB}}^{\text{max}} = \Phi_{\text{ISC}} P_p Y_{\text{BB}} \quad (3)$$

Equation 2 expresses the well-known linear relationships plotted in Figures 1-4. Equation 3 divides  $\Phi_{\text{BB}}^{\text{max}}$  into three components: (1) intersystem crossing quantum yield; (2) the probability,  $P_p$ , that metastable intermediates proceed on to products rather than reverting to ground state of reactant; and (3)  $Y_{\text{BB}}$ , the actual chemical yield of bibenzyl (maximum = 50%).  $\Phi_{\text{ISC}}$  is within experimental error of unity for both ketones, so that  $\Phi_{\text{BB}}^{\text{max}}$  represents the probability that reaction of triplet ketone with reductant actually leads to bibenzyl rather than to other products or to quenching. Variations in  $\Phi^{\text{max}}$  values are analyzed below. Since  $Y_{\text{BB}}$  values toward a given hydrocarbon are very similar for both ketones, different  $\Phi^{\text{max}}$  values for  $\text{AH}_3$  and  $\text{AF}_3$  reflect primarily different  $P_p$  values. These are listed in Table IV.

The slopes and intercepts in Figure 9 yield values of  $k_r$  for  $p$ -xylene and  $k_d$ , respectively. The  $p$ -xylene plots in Figures 3 and 4 give independent measures of  $k_d/k_r$ . For both  $\text{AH}_3$  and  $\text{AF}_3$ , agreement between the two independent measurements is well within experimental error, as shown in Table III. In order to calculate  $k_r$

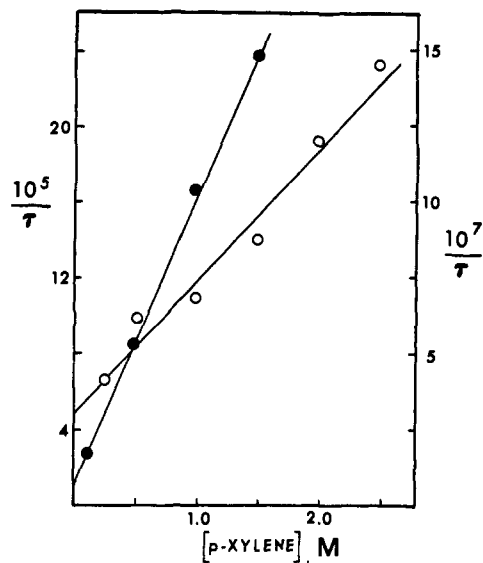


Figure 9. Rate of triplet decay of acetophenone (O) (left ordinate) and  $\alpha$ -trifluoroacetophenone (●) (right ordinate) as a function of  $p$ -xylene concentration.

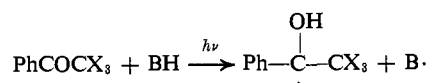
Table III. Kinetic Data for Photoreduction of Acetophenone and  $\alpha$ -Trifluoroacetophenone by  $p$ -Xylene

Quantity	$\text{AH}_3$	$\text{AF}_3$
$k_d/k_r, M$	1.0	0.091
$k_r, 10^6 M^{-1} \text{sec}^{-1}$	0.7	97
$k_d, 10^6 \text{sec}^{-1} \text{ }^a$	0.5	7.0
$k_d, 10^6 \text{sec}^{-1} \text{ }^b$	0.7	8.8

<sup>a</sup> Intercepts of Figure 9. <sup>b</sup> From  $k_d/k_r$  values.

values for all the other reductants, we have used the presumed constant  $k_d$  values determined from the  $p$ -xylene  $k_d/k_r$  values and the  $p$ -xylene  $k_r$  values determined from Figure 9. These  $k_d$  values are slightly higher than the intercepts of Figure 9 and seem preferable because of the long extrapolations to  $[\text{BH}] = 0$ , especially for  $\text{AF}_3$ . Table IV summarizes the kinetic data for both ketones.

**Mechanism of Photoreduction.** Since both  $\text{AH}_3$  and  $\text{AF}_3$  yield similar ratios of the three possible radical coupling products, we conclude that photoreduction of each proceeds through similar radicals. However, the two ketones differ in that maximum quantum yields are



only half as large for  $\text{AF}_3$  as for  $\text{AH}_3$  and in that the pattern of variation in  $k_r$  with the structure of  $\text{BH}$  is strikingly different for the two triplets.

It is almost universally accepted that the photoreduction by hydrocarbons of acetophenone,<sup>4</sup> like that of benzophenone,<sup>2,3</sup> proceeds by direct hydrogen atom abstraction from substrate by the lowest triplet, which is an  $n, \pi^*$  state.<sup>10</sup> The relative reactivities of toluene,  $p$ -xylene, and cumene toward triplet  $\text{AH}_3$  are exactly what would be expected for an alkoxy-radical-like species<sup>11,12</sup> and agree well with those in a previous report.<sup>3</sup> There

(10) A. A. Lamola, *J. Chem. Phys.*, **47**, 4810 (1967).

(11) C. Walling and M. J. Mintz, *J. Amer. Chem. Soc.*, **89**, 1515 (1967).

(12) C. Walling and B. B. Jacknow, *ibid.*, **82**, 6113 (1960).

**Table IV.** Kinetic Parameters for Photoreduction of Acetophenone and  $\alpha$ -Trifluoroacetophenone in Benzene

Substrate	$\Phi_{BB}^{max}$	$P_p$	$k_d/k_r, M$	$k_r, 10^6 M^{-1} sec^{-1}$
Acetophenone				
<i>p</i> -Xylene	0.10	0.33	1.0	0.70
Cumene	0.18	0.65	2.5	0.28
Toluene	0.13	0.47	5.8	0.12
Toluene- $d_3$			$\geq 30$	$\sim 0.02$
$\alpha$ -Trifluoroacetophenone				
<i>p</i> -Xylene	0.040	0.16	0.091	97 (200) <sup>a</sup>
<i>m</i> -Xylene	0.030	0.13	0.10	88
<i>o</i> -Xylene	0.038	0.16	0.11	80
Mesitylene	0.044	0.15	0.061	140
<i>p</i> -Methoxytoluene	0.098	0.70	0.053	170
<i>p</i> -Fluorotoluene	0.044	0.18	0.48	18
<i>p</i> -Chlorotoluene	0.053	0.23	0.84	10
<i>p</i> -Cyanotoluene	0.008	0.30	20	0.4
Toluene	0.053	0.22	1.2	7.3
Toluene- $\alpha$ - $d_3$	0.015	0.062	1.2	7.3
Cumene	0.073	0.29	2.0	4.4
Cumene- $\alpha$ - $d_1$	0.039	0.16	2.5	3.5
Cyclohexane	0.002	0.03	1.8	4.7
<i>p</i> -Di- <i>tert</i> -butylbenzene				13.5 <sup>b</sup>
Benzene				0.90 <sup>c</sup>

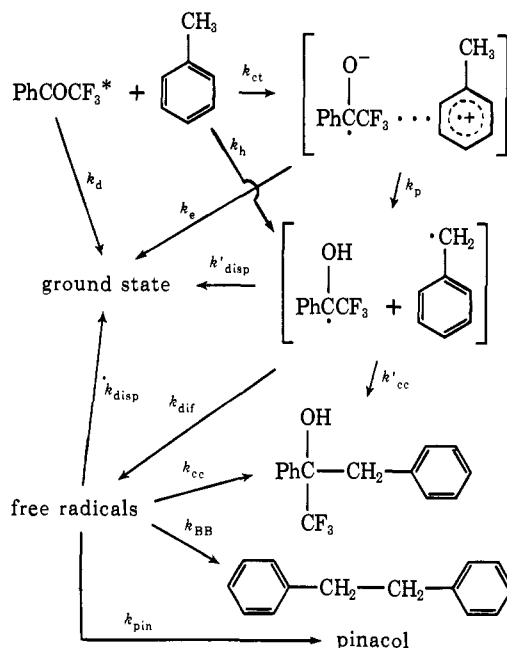
<sup>a</sup> Acetonitrile. <sup>b</sup> From Figure 7 and Table III. <sup>c</sup>  $k_d/[benzene]$ .

is a significant deuterium isotope effect on  $k_r$ . For example,  $\Phi_{BB}$  at 1 *M* toluene- $\alpha$ - $d_3$  is only  $1/6\Phi_{BB}$  at 1 *M* toluene- $\alpha$ - $h_3$ . Unfortunately, as Figure 4 shows, a plot of the acetophenone-toluene- $\alpha$ - $d_3$  data according to eq 2 curves upward, so an exact  $k_r$  value could not be determined. The curvature is probably due to unimolecular radical reactions (addition to solvent or scavenging by residual oxygen) beginning to compete with bimolecular radical coupling at the very low steady state radical concentrations produced in this unusually low quantum yield reaction. We have estimated a  $k_r$  value from the 2 *M*  $\Phi_{BB}$  by assuming that  $\Phi_{BB}^{max}$  is the same as for toluene itself. A  $k_H/k_D \geq 5$  results.

The  $k_r$  values for  $AF_3$  do not, however, vary with C-H bond strength in the manner expected for a hydrogen atom abstraction. There is *no* deuterium isotope effect with toluene and only a slight one with cumene (see below). Moreover, cumene and cyclohexane are less reactive than toluene. Cyclohexane is more reactive than toluene toward both alkoxy radicals and triplet ketones<sup>3</sup> because of the significant electron-withdrawing inductive effect of the benzene ring. Triplet  $AF_3$  surely must be more electrophilic than triplet  $AH_3$ , so the rate of hydrogen abstraction by triplet  $AF_3$  from cyclohexane should be considerably faster than from toluene.

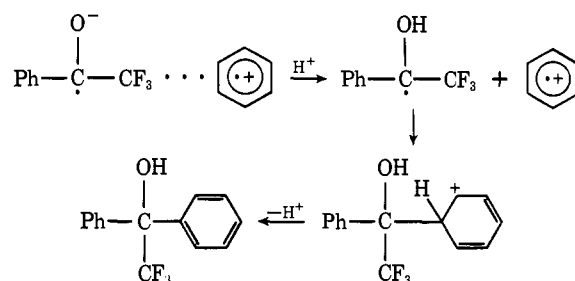
We conclude that the primary interaction of triplet  $AF_3$  with aromatic molecules does not involve hydrogen atom abstraction but rather charge-transfer complexation. The resulting complex can then dissociate, with transfer of a benzylic proton to oxygen, to form the normal radicals involved in photoreduction; or it can dissociate by reverse charge transfer to two ground-state reactants, thus lowering the maximum quantum yield for reduction. Only such a competition can explain the deuterium isotope effect on  $\Phi_{BB}^{max}$  values. Scheme I exemplifies the mechanism for toluene. This kind of CT process has been implicated in some metal-catalyzed oxidations of alkylbenzenes<sup>13</sup> and is exactly

(13) E. I. Heiba, R. M. Dessau, and W. J. Koehl, Jr., *J. Amer. Chem. Soc.*, **91**, 6830 (1969).

**Scheme I**

analogous to the CT photoreduction of less electrophilic ketone triplets by amines,<sup>14</sup> except that a  $\pi$  donor rather than an *n* donor is involved.

The very rapid decay of triplet  $AF_3$  in benzene and the efficient quenching of triplet  $AF_3$  by *p*-di-*tert*-butylbenzene are both evidence consistent with the charge-transfer hypothesis. Bryce-Smith has independently provided rather spectacular evidence for such CT complexing by observing the acid-catalyzed photoaddition of benzene to  $AF_3$ .<sup>15</sup> His results are readily accommodated by the above scheme, with an external proton substituting for a benzylic proton.



In the case of toluene (Scheme I) the lack of any isotope effect on  $k_r$  indicates that  $k_{ct} \gg k_H$ . We discuss below the limits of this inequality. Our picture of the CT complex is not meant to imply that complete transfer of one electron has occurred with the formation of a pair of radical ions; we discuss below the extent of electron transfer in the complex. The complex is presumably an exciplex. The scheme does not include reversible complex formation because there is no evidence for any reversibility. There certainly can be no equilibrium established between excited ketone and complex, otherwise the observed  $k_r$  values would equal  $k_{ct}(k_p + k_e)/k_{-ct}$  and would display sizable isotope effects. If complex formation is partially reversible, it cannot be significantly so, since observed  $k_r$  values would then equal  $k_{ct}(k_p + k_e)/(k_{-ct} + k_p + k_e)$  and would display

(14) S. G. Cohen and J. I. Cohen, *J. Phys. Chem.*, **72**, 3782 (1968).

(15) D. Bryce-Smith, G. B. Cox, and A. Gilbert, *Chem. Commun.*, 914 (1971).

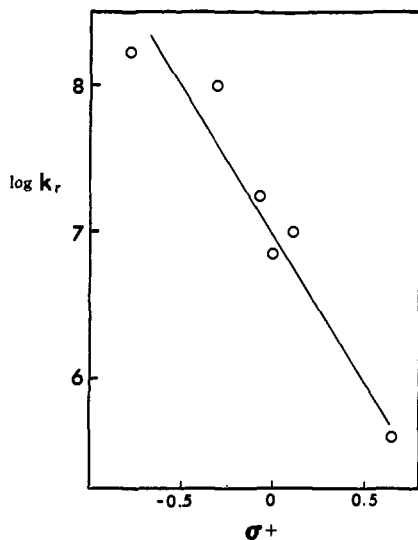


Figure 10. Hammett plot for quenching of triplet  $\alpha$ -trifluoroacetophenone by substituted toluenes.

a diminished isotope effect. For example, if  $k_{-ct}$  is even  $1/3$  as fast as  $(k_p + k_e)$ , and if  $k_e = k_p$  and  $k_p^H/k_p^D = 6$ , as deduced below, a  $k_r^H/k_r^D$  value of 1.2 would result. Such a value represents a conservative estimate of our maximum likely experimental error; so we can conclude that  $k_{-ct} \leq (k_p + k_e)/3$ . Only a combination of flash kinetics and temperature variations can establish whether complex formation is at all reversible.<sup>16,17</sup> For the sake of simplicity, we assume in the ensuing discussion that  $k_r = k_{ct}$ .

**Substituent Effects on  $k_r$  for  $AF_3$ .** Figures 10 and 11 plot  $\log k_r$  values for the substituted toluenes *vs.* Hammett  $\sigma^+$  values<sup>18</sup> and ionization potentials,<sup>19</sup> respectively. Although *p*-cyanotoluene is only 1/400 as reactive as *p*-methoxytoluene, the Hammett plot does not show very good correlation. Least-squares analysis indicates a  $\rho$  value of  $-2.0$ . This large negative value contrasts sharply with the  $-0.35$  value found for hydrogen abstraction by *tert*-butoxy radicals<sup>20</sup> but is on the same order as that found in the photoreduction of fluorenone by substituted anilines.<sup>21</sup>

Charge-transfer processes should correlate best with ionization potentials<sup>22</sup> (or oxidation potentials<sup>23</sup>) of the donor. Figure 11 depicts the excellent correlation for our  $AF_3$   $k_r$  values:  $\Delta \log k_r/\Delta IP$  is  $-2.36 \text{ eV}^{-1}$  or  $-0.10 \text{ kcal}^{-1}$ . The rate at which benzene itself quenches triplet  $AF_3$  lies on the line described by the toluenes. This excellent correlation provides corroboration of the CT nature of the quenching process and its independence of C-H bond strength. The only two compounds whose reactivities are not well correlated are cumene and *di-tert*-butylbenzene. Presumably the larger alkyl groups cause some steric hindrance to complexation. This discrepancy illustrates what must be

(16) W. R. Ware and H. P. Richter, *J. Chem. Phys.*, **48**, 1595 (1968).

(17) O. L. Chapman and R. D. Lura, *J. Amer. Chem. Soc.*, **92**, 6352 (1970).

(18) L. M. Stock and H. C. Brown, *Advan. Phys. Org. Chem.*, **1**, 89 (1963).

(19) R. W. Kiser, "Introduction to Mass Spectrometry and its Applications," Prentice-Hall, Englewood Cliffs, N. J., 1965.

(20) H. Sakurai and A. Hosomi, *J. Amer. Chem. Soc.*, **89**, 458 (1967).

(21) S. G. Cohen and G. Parsons, *ibid.*, **92**, 7603 (1970).

(22) T. R. Evans, *ibid.*, **93**, 2081 (1971).

(23) D. Rehm and A. Weller, *Ber. Bunsenges. Phys. Chem.*, **73**, 834 (1969).

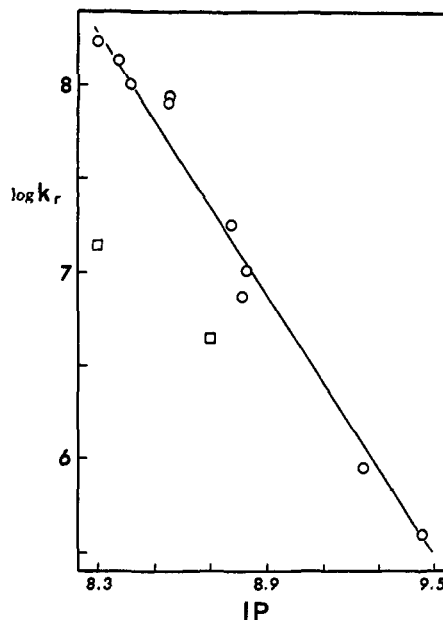


Figure 11. Correlation of rate constant for quenching of triplet  $\alpha$ -trifluoroacetophenone by aromatics with their ionization potentials. Data in Table IV. ( $\square$ ) Cumene and *di-tert*-butylbenzene.

the major fault<sup>24</sup> in such correlations of bimolecular processes with the unimolecular ionization process.

**Direct Hydrogen Abstraction.** The fact that  $AF_3$  is photoreduced normally by cyclohexane indicates that triplet  $AF_3$  can abstract hydrogen atoms directly, since it is most unlikely that cyclohexane can function as an effective electron donor. Its measured  $k_r$  value is some  $10^3$  times larger than the extrapolation of Figure 11 to an  $IP > 10$ .<sup>19</sup> The magnitude of  $k_r$  ( $=k_H$ ) toward cyclohexane is interesting in two other respects. First, it is about 20 times larger than what would be expected for triplet  $AH_3$ .<sup>3,25</sup> Consequently the  $\alpha$ -fluorine substitution does enhance the rate of direct triplet state hydrogen atom abstraction. Second, it suggests that a small amount of direct hydrogen abstraction can compete with charge transfer from the alkylbenzenes.

**Quantum Yields.** As indicated above, the intercepts of the plots in Figures 1-4 yield values of  $P_p$ , the probability that the primary photoproduct goes on to stable products. In the case of  $AH_3$  with all substrates and  $AF_3$  with cyclohexane,  $P_p$  is determined only by the partitioning of the benzyl ( $B\cdot$ ) and ketyl ( $K\cdot$ ) radicals. With  $AF_3$  and the alkylaromatics,  $P_p$  is also determined by the partitioning of the CT complex, as described by eq 4. It is important to point out that  $P_p$  values are *not* affected by the extent of reversibility of exciplex formation.

$$P_p = \left( \frac{k_p}{k_e + k_p} \right) \left[ \frac{k'_{cc}}{k'_{cc} + k_{dif} + k_{disp}} + \left( \frac{k_{dif}}{k'_{cc} + k_{dif} + k'_{disp}} \right) Q^{-1} \right] \quad (4)$$

$$Q = 1 + \frac{k_{disp}[K\cdot][B\cdot]}{k_{cc}[K\cdot][B\cdot] + k_{BB}[B\cdot]^2 + k_{pin}[K\cdot]^2} \quad (5)$$

$P_p$  values for  $AF_3$  are only half of those for  $AH_3$  to-

(24) (a) I. Kochevar and P. J. Wagner, *J. Amer. Chem. Soc.*, **94**, 3859 (1972); (b) G. N. Taylor and G. S. Hammond, *ibid.*, **94**, 3684 (1972).

(25) W. D. K. Clark, A. D. Litt, and C. Steel, *ibid.*, **91**, 5413 (1969).

ward toluene, cumene, and *p*-xylene. The deuterium isotope effects on  $P_p$  values for  $AF_3$  indicate that most of the difference between  $AF_3$  and  $AH_3$  involves decay of the CT complex, since any isotope effect on  $P_p$  caused by the behavior of the radicals would be small and *inverse*.<sup>26</sup> If one assumes that the entire difference in  $P_p$  values for  $AH_3$  and  $AF_3$  involves the CT complex, then  $k_e = k_p$  and the isotope effect of 3.5 on  $P_p$  for  $AF_3$ -toluene indicates a  $k_p^H/k_p^D$  ratio of 6. The probable small isotope effect on the behavior of the ketyl radicals<sup>26</sup> would increase the actual value of  $k_p^H/k_p^D$  to perhaps 8. It is possible that the ketyl radicals formed from  $AF_3$  undergo somewhat more disproportionation back to ground-state reactants than do those from  $AH_3$ ,<sup>27</sup> in which case  $k_p^H/k_p^D$  would be somewhat lower than estimated.

With all the competing rate processes involved, it is impossible to discuss substituent effects on individual radical reactions, but a few general observations can be made. First, 50–75% of the radicals seem to disproportionate back to ground-state reactants for both  $AH_3$  and  $AF_3$ . With cyclohexane the percentage is apparently even higher. This fact points out the danger of equating relative quantum yields and relative  $k_r$  values.<sup>3</sup> It is worth noting that the quantum yield at 8 *M* cyclohexane is 40% larger than predicted by the lower concentration data (Figure 3). This change must reflect the lower rate of triplet quenching by the diluted benzene cosolvent.

Second, with  $AH_3$  the yield of bibenzyl relative to cross-coupling product is actually somewhat greater than statistical. This fact suggests that very little coupling takes place between the two initially formed radicals while they are held in the solvent cage. The first term in the bracketed factor in eq 5 is close to zero. Apparently disproportionation is considerably favored over coupling when the two radicals  $K\cdot$  and  $B\cdot$  react.

With  $AF_3$ , bibenzyl yields are almost exactly statistical except for *p*-methoxy- and *p*-cyanotoluene. Only with *p*-methoxytoluene does the total quantum yield of products exceed 50%. One likely cause is a large decrease in the rate of disproportionation between  $K\cdot$  and  $B\cdot$  radicals.<sup>27</sup>

**Competitive Charge Transfer to and Direct Hydrogen Abstraction by  $AF_3$ .** The small isotope effect that we found for cumene,  $k_r^H/k_r^D = 1.25$ , probably is outside of experimental error because we took great pains to ensure the purity of the reactants. This isotope effect can be interpreted in two ways. As indicated above, partially (~50%) reversible exciplex formation would produce such an isotope effect. However, so would competitive direct hydrogen atom abstraction, a possibility suggested by the reactivity of cyclohexane toward triplet  $AF_3$ . We studied cumene- $\alpha$ -*d* precisely because, of all the alkylbenzenes that we studied, cumene should be the most likely to provide some competitive hydrogen abstraction. On the assumption that  $k_H/k_D = 5$  for direct hydrogen abstraction,<sup>26</sup> the observed isotope effect on  $k_r$ , if completely due to competing hydrogen abstraction, would indicate that 25% of the reaction of triplet  $AF_3$  with cumene involves direct hydrogen abstraction,  $k_H = 1.1 \times 10^6 M^{-1} sec^{-1}$ . This

kind of rate constant would suggest one on the order of  $4 \times 10^5 M^{-1} sec^{-1}$  for toluene, only 5% the total reactivity of toluene toward triplet  $AF_3$  and too little to provide a measurable isotope effect. The much smaller isotope effect on  $P_p$  for cumene relative to that observed for toluene cannot be explained by reversibility of exciplex formation but is necessary evidence for direct hydrogen abstraction from cumene competing with charge-transfer complexing. Our final reason for concluding that cumene reduces triplet  $AF_3$  by two competitive processes is the reasonable relative rate constants derived from that conclusion. The value of the  $k_H$  (cyclohexane)/ $k_H$ (cumene) rate ratio which we derive is 4, larger than the value of ~1 reported for triplet acetophenone.<sup>3</sup> The increase certainly would reflect the enhanced electrophilicity of triplet  $AF_3$ . If we had estimated too much hydrogen abstraction by triplet  $AF_3$  from cumene, our cyclohexane/cumene rate ratio would be too low.

**Extent of Electron Transfer in  $AF_3$ -Aromatic Exciplex.** Weller<sup>23</sup> and Mataga<sup>28</sup> and their coworkers have described detailed studies of CT quenching of excited aromatics by amines. In high dielectric media such as acetonitrile, such quenching produces free-radical ions and proceeds at diffusion-controlled rates, provided that the aromatic's excitation energy ( $E_{0,0}$ ) exceeds the sum of the amine's oxidation potential,  $E(D/D^+)$ , and the aromatic's reduction potential,  $E(A/A^-)$ ; *i.e.*, when  $\Delta G_{ct}$  is negative.<sup>23</sup> When  $\Delta G_{ct} = 0$ ,  $k_q = 10^9 M^{-1} sec^{-1}$ . With aromatics of insufficient excitation energy

$$\Delta G_{ct} = -E_{0,0} + E(D/D^+) - E(A/A^-) - T\Delta S + e_0^2/\epsilon R \quad (6)$$

or amines of too high oxidation potential, so that  $\Delta G_{ct}$  is positive and electron transfer becomes endothermic,  $k_q$  is reduced by a  $\exp(-\Delta G_{ct}/RT)$  factor, such that a plot of  $\log k_q$  vs.  $\Delta G_{ct}$  has a slope of  $-16.5/eV$ .<sup>23</sup> In nonpolar solvents, quenching rate constants are considerably lower and strong exciplex emission occurs, apparently because of only partial electron transfer in the complex<sup>28</sup> and reversible complexation.<sup>16</sup>

Our Figure 11 has a slope of only  $-2.3/eV$ , so that  $\Delta G^\ddagger$  for the reaction is proportional to only 20%  $\Delta G_{ct}$ .<sup>29</sup> Our one experiment in acetonitrile (Tables II and IV) indicates that  $k_r$  for  $AF_3$ -xylene is only twice as large as it is in benzene. Similar small polar solvent effects obtained for CT quenching of benzophenone<sup>30</sup> and various phenyl alkyl ketones<sup>31</sup> have prompted us to suggest<sup>31</sup> that such quenching involves only partial electron transfer. The small slope of Figure 11, together with the small solvent effect, indicates that only partial electron transfer occurs in CT quenching of triplet  $AF_3$ . In valence bond terms, we would describe the wave function for the exciplex by eq 7, with  $b^2 \approx 0.20a^2$  ( $A = AF_3$ ,  $D = \text{aromatic}$ ).

$$\Psi(D \cdots A)^* = a\psi(D + A^*) + b\psi(D \cdots + A \cdots -) \quad (7)$$

**CT Quenching.  $AH_3$  vs.  $AF_3$ .** The generality of CT

(28) N. Mataga, T. Okada, and N. Yamamoto, *Chem. Phys. Lett.*, **1**, 119 (1967).

(29) It has been found that oxidation potentials of aromatics are directly proportional to their ionization potentials:  $E_{1/2}(ox) = 0.83IP + \text{constant}$ : W. C. Neikam, G. R. Dimeler, and M. M. Desmond, *J. Electrochem. Soc.*, **111**, 1190 (1964).

(30) J. B. Guttenplan and S. G. Cohen, *J. Amer. Chem. Soc.*, **94**, 4040 (1972).

(31) P. J. Wagner and A. E. Kempainen, *ibid.*, **91**, 3085 (1969).

(26) P. J. Wagner, P. A. Kelso, and R. G. Zepp, *J. Amer. Chem. Soc.*, **94**, 7480 (1972); P. J. Wagner, P. A. Kelso, A. E. Kempainen, J. M. McGrath, H. N. Schott, and R. G. Zepp, *ibid.*, **94**, 7506 (1972).

(27) P. J. Wagner and H. N. Schott, *ibid.*, **91**, 5383 (1969).

quenching of ketone triplets has been recognized only recently.<sup>24a,30</sup> Both Cohen and we have noted that aromatics are much less effective quenchers than are  $n$  donors of similar ionization potentials; nonetheless, we both suggested<sup>1a,30</sup> that quenching of triplet phenyl ketones by benzene does involve CT complexing. Others have suggested that the short lifetimes of triplets in benzene<sup>25</sup> are due to radical addition.<sup>32</sup> In this respect, a comparison of our Figure 11 with Cohen's plot for the quenching of triplet benzophenone by substituted benzenes<sup>30</sup> is revealing. The plots have comparable slopes. There are only slight differences expected and observed<sup>24a</sup> between rates of CT quenching of acetophenone and benzophenone triplets, since benzophenone's lower reduction potential<sup>33</sup> is offset by its lower triplet energy.<sup>34</sup> Therefore differences between  $AF_3$  and  $AH_3$  must be nearly identical with those between  $AF_3$  and benzophenone. We find a difference of 0.54 eV (12.4 kcal) in the  $[E_{0,0} + E(A^-/A)]$  values for  $AF_3$  and  $AH_3$ . Triplet benzophenone and triplet  $AF_3$  are quenched at the same rate by aromatics of  $\sim 0.75$  eV different ionization potentials. This observation means that both quenching processes are close to diffusion controlled as long as  $-\Delta G_{ct}$  exceeds the same (near-zero) value. The 0.75 eV difference in IP may actually equal the 0.54 eV difference in oxidation potentials.<sup>29</sup> A given aromatic quenches triplet  $AF_3$  more rapidly than triplet benzophenone by a factor of approximately 35. This rate difference corresponds to a  $\Delta\Delta G^\ddagger$  of 2.2 kcal, 20% of the difference in  $\Delta G_{ct}$  for the two ketones. Since quenching of both  $AF_3$  and  $AH_3$  respond identically to redox potential differences, we conclude that they both involve CT complexing with only a modest degree of electron transfer.

#### Charge Transfer vs. Hydrogen Atom Abstraction.

Since we have just concluded that substituted benzenes can quench triplet  $AH_3$  by a CT process, we must note the possibility that photoreduction of  $AH_3$  and benzophenone by alkylbenzenes may proceed partially by the same CT process responsible for the majority of  $AF_3$  photoreduction. CT quenching becomes the dominant photoreduction mechanism for  $AF_3$  simply because the  $\alpha$ -fluorine substitution so enhances the rate of CT quenching relative to that of hydrogen abstraction. Until we can obtain better measures of isotope effects on  $AH_3$  photoreductions, we will not be able to better describe the competition between the two processes.

In this regard, we must also note the distinction between the two processes. Cohen has proposed that they are two extremes of a mechanistic continuum and suggested that photoreduction of benzophenone by alcohols may be a specific example of an intermediate case, with the transition state involving both C-H stretching and charge transfer.<sup>14</sup> We have recently argued in favor of this hypothesis.<sup>6</sup> Partial transfer of charge from either 2-propanol or toluene to a triplet ketone certainly can lower C-H bond strength; such stabilization of transition states for hydrogen transfer

(32) (a) J. Saltiel, H. C. Curtis, L. Metts, J. W. Miley, J. Winterle, and M. Wrighton, *J. Amer. Chem. Soc.*, **92**, 410 (1970); (b) D. I. Schuster, T. M. Weil, and M. R. Topp, *Chem. Commun.*, 1212 (1971).

(33) P. H. Given, M. E. Peover, and J. M. Schoen, *J. Chem. Soc.*, 2764 (1958).

(34) W. G. Herkstroeter, A. A. Lamola, and G. S. Hammond, *J. Amer. Chem. Soc.*, **86**, 4537 (1964).

is readily understandable. On the other hand, it is difficult to envisage how C-H stretching could stabilize a transition state leading to electron transfer. Gutenplan and Cohen have recently suggested just this possibility.<sup>30</sup> However, any significant C-H stretching in the transition state would produce a detectable primary isotope effect. Since we find *no* isotope effect for  $AF_3$ -toluene, we feel safe in assigning the major triplet state interaction with alkylaromatics to a process involving no C-H stretching. Consequently, we prefer to discuss our results in terms of two distinct processes: one involving partial electron transfer and no C-H stretching; one involving primarily C-H stretching with or without charge-transfer stabilization.

**Nature of Triplet  $AF_3$ .** It is well known that  $\alpha$ -halogens stabilize the  $n \rightarrow \pi^*$  transitions of ketones, presumably by some mixing of the  $\pi^*$  orbital with the C-X  $\sigma^*$  orbital.<sup>35</sup> It is very interesting that  $AF_3$  undergoes no loss of fluoride ion such as observed for  $\alpha$ -chloro ketones.<sup>36</sup> The uv and phosphorescence spectra of  $AF_3$  indicate that its  $L_a$   $\pi, \pi^*$  triplet lies somewhere below 71 kcal in benzene and 70 kcal in ethanol. We interpret<sup>37</sup> the phosphorescence lifetimes to indicate that the  $\pi, \pi^*$  triplet is slightly lower in energy than the  $n, \pi^*$  triplet. However, they lie so close together that they are probably both populated at room temperature. Since both  $n, \pi^*$  and  $\pi, \pi^*$  triplets of ketones are reduced by charge transfer from amines,<sup>14,38</sup> it is possible that  $AF_3$  reacts with aromatics from both levels. Hydrogen abstraction probably involves only the  $n, \pi^*$  triplet.<sup>39</sup> Equation 8 indicates the rate constants which comprise  $k_r$ , where  $X_{n, \pi}$  and  $X_{\pi, \pi}$  are the fractions of  $n, \pi^*$  and  $\pi, \pi^*$  triplets populated at equilibrium.

$$k_r^{\text{obsd}} = X_{\pi, \pi} k_{ct}^{\pi} + X_{n, \pi} k_{ct}^N + X_{n, \pi} k_H \quad (8)$$

If the 58-msec phosphorescence at 77°K does come from an equilibrium mixture of both triplet levels, they are probably  $\sim 170$  cal apart, in which case  $X_{n, \pi}$  would equal  $1/3$  at room temperature. Since  $k_{ct}^{\pi}$  values are generally considerably lower than  $k_{ct}^N$  values,<sup>14,38</sup> it is likely that  $k_r^{\text{obsd}}$  very nearly equals  $X_{n, \pi} k_{ct}^N$ , except for cyclohexane, of course.

The distinct structure of the phosphorescence of  $AF_3$  is quite interesting. Usually, whenever aryl alkyl ketones display long-lived phosphorescence such that they are judged to have  $\pi, \pi^*$  lowest triplets, their spectra become quite broad and do not display a distinctive vibrational progression corresponding to the carbonyl stretch. The strong carbonyl progression evident in the phosphorescence of  $AF_3$  may be another indication of emission from the upper  $n, \pi^*$  state and may also involve, in an as yet undetermined manner, the amount of vibronic mixing of the two triplets.<sup>40</sup> *It is equally possible that the carbonyl progression is characteristic of  $\pi, \pi^*$  emission in systems*

(35) N. L. Allinger, J. C. Tai, and M. A. Miller, *ibid.*, **88**, 4495 (1966).

(36) J. A. Bartrop and A. Thomson, *J. Chem. Soc. C*, 155 (1968).

(37) P. J. Wagner, M. J. May, A. Haug, and D. R. Graber, *J. Amer. Chem. Soc.*, **92**, 5269 (1970).

(38) S. G. Cohen, G. A. Davis, and W. D. K. Clark, *ibid.*, **94**, 869 (1972).

(39) P. J. Wagner, A. E. Kempainen, and H. N. Schott, *ibid.*, **92**, 5280 (1970).

(40) (a) R. M. Hochstrasser and C. Marzocco, *J. Chem. Phys.*, **49**, 971 (1968); (b) Y. H. Li and E. C. Lim, *Chem. Phys. Lett.*, **7**, 15 (1970).



in which the lowest  $\pi^*$  orbital is predominantly carbonyl-like.

## Experimental Section

**Chemicals.** Benzene was purified as usual.<sup>26</sup> Acetophenone (Matheson Coleman and Bell) was vacuum distilled.  $\text{AF}_3$  (Columbia Organic) as received contained  $\sim 10\%$  impurities (vpc analysis). It was purified by spinning band distillation at atmospheric pressure. The center cut was  $>99.9\%$  pure to vpc analysis. The absence of quenching impurities was indicated by the same triplet lifetime at two different ketone concentrations.

Toluene, *p*-chlorotoluene, *p*-fluorotoluene, cumene, the xylenes, mesitylene, and cyclohexane were purified similarly to benzene, by sulfuric acid washing followed by distillation. *p*-Cyanotoluene was merely distilled from phosphorus pentoxide; *p*-methoxytoluene was first washed with 1 *N* sodium hydroxide. Toluene-*d*<sub>6</sub> was used as obtained in a sealed vial from Merck Sharp and Dohme.

Cumene- $\alpha$ -*d* was prepared by reducing  $\alpha$ -chlorocumene with a 1:1 molar ratio of lithium aluminum deuteride and aluminum trichloride.  $\text{LiAlD}_4$  (4.7 g) was covered with 100 ml of freshly distilled glyme. A slurry of 14.8 g of  $\text{AlCl}_3$  in 100 ml of glyme was added slowly to the stirred suspension. The mixture was brought to reflux, whereupon 34 g of  $\alpha$ -chlorocumene in 75 ml of glyme was added dropwise over a 1-hr period. After another hour reflux, the solution was cooled, quenched with 100 ml of wet ether, and hydrolyzed in 100 ml of 10% aqueous sulfuric acid. After extraction with ether, the combined ether layers were washed with sodium bicarbonate solution and then dried over anhydrous magnesium sulfate. The ethers were removed by distillation on a spinning band column. The crude cumene was washed with cold sulfuric acid, which process removed all  $\alpha$ -methylstyrene by-product. Fractional distillation yielded a sample of cumene- $\alpha$ -*d* which was  $>99.95\%$  pure to vpc analysis and 96.4% deuterated by mass spectral analysis.

*cis*-1,3-Pentadiene (chemical samples) was distilled prior to use. Naphthalene was recrystallized from ethanol. *p*-Di-*tert*-butylbenzene, obtained from student Friedel-Crafts alkylation of benzene, was recrystallized three times from methanol, mp 77–78°.

Bibenzyl, bicumyl, and bi-*p*-xylyl, for product identification and vpc standardization, were commercial products twice recrystallized from methanol. Bicyclohexyl was prepared by the method of Wilds and McCormack,<sup>41</sup> a coupling reaction of cyclohexyl

bromide induced by cobaltous chloride. *p*-Methylbenzyl Grignard was added to  $\text{AF}_3$  to obtain the cross-coupling product for standardization and identification. The pinacol from  $\text{AF}_3$  was obtained by irradiation in 2-propanol.

**Procedures.** Samples were prepared, degassed, and irradiated as previously described.<sup>26</sup> For naphthalene quenching experiments, the 365-nm region of the mercury arc was isolated with a set of Corning No. 7083 filters.

Vpc analyses were usually performed on an Aerograph Model 600D, with flame ionization detector and Model 328 temperature programmer and recorded on a L&N Speedomax H recorder fitted with a Disc integrator. Photoproducts were identified by their vpc retention times. The two diastereomeric pinacols were, of course, common products. Most analyses were performed on a 6 ft  $\times$  1/8 in. column packed with 5% SE-30 on AW Chromosorb W. With cyclohexane and *p*-fluorotoluene the order of retention times is BB, CC, pinacol; with *p*-chloro-, *p*-methoxy-, and *p*-cyanotoluenes, mesitylene, and cumene the order is just the opposite. The xylene and toluene photosylates were analyzed on a 6-ft column packed with 4% QF-1, 1.2% Carbowax 20M on Chromosorb G.

Actual yields of products were determined by direct standardization relative to *n*-alkanes from  $\text{C}_{12}$  to  $\text{C}_{20}$  for bicumyl, bibenzyl, bixylyl, bicyclohexyl, and phenyltrifluoromethyl-*p*-methylbenzylcarbinol. Since FID responses are very nearly linear with the number and oxidation states of carbon atoms in a molecule, the responses of the products from other substrates were estimated. Any errors would affect only  $\Phi^{\text{max}}$  values and not any of the rate constants.

Phosphorescence spectra and lifetimes of  $\text{AF}_3$  were measured on the apparatus of Professor Alfred Haug<sup>37</sup> in the MSU-AEC Plant Research Laboratory.

**Reduction potentials** of the ketones were measured at a dropping mercury electrode with a Sargent Model XV polarograph. A saturated potassium chloride bridge connected sample solutions ( $10^{-3}$  *M* ketone and 0.1 *M* tetrabutylammonium iodide as supporting electrolyte in DMF) to a freshly calibrated standard calomel electrode. Each ketone produced 2 waves. Half-wave potentials for the first waves were determined. The  $\text{AH}_3$  value of  $-2.06$  eV compares with literature values of  $-1.99^{23}$  and  $-2.12$ .<sup>42</sup>

**Acknowledgment.** This work was supported by a National Science Foundation grant.

(41) A. L. Wilds and W. B. McCormack, *J. Org. Chem.*, **14**, 45 (1949).

(42) R. W. Yip, R. O. Loutfy, Y. L. Chow, and L. K. Magdzinski, *Can. J. Chem.*, **50**, 3426 (1972).